

A young boy wearing a purple cap and a plaid shirt is laughing joyfully. The background is a blurred outdoor setting with warm lighting. The image is overlaid with a blue and teal geometric design on the right side.

It
starts
with
kids

A white line-art drawing of a fish, possibly a trout or salmon, is positioned in the center-right of the page. It is facing left and has a simple, clean design with a few curved lines for scales and a wavy line for a tail.

Great Beginnings Inspire Great Possibilities:
Integrated Children's Services COVID-19 Response

Cordelia Abankwa and Monica Bryce

Human Services Planning Board — September 18, 2020

Agenda

1. Pressures and Opportunities from COVID-19
2. Child Care and Early Years Service System Plan
3. Navigating the Pandemic
4. Discussion

The number of children in York Region is growing; but the rate is slowing

166,760 children 0-12
Increase since 2006 of 10%
(15,710)

14% (23,250)
aged 0-12 lived in low
income households
(A 35% increase from 2005)

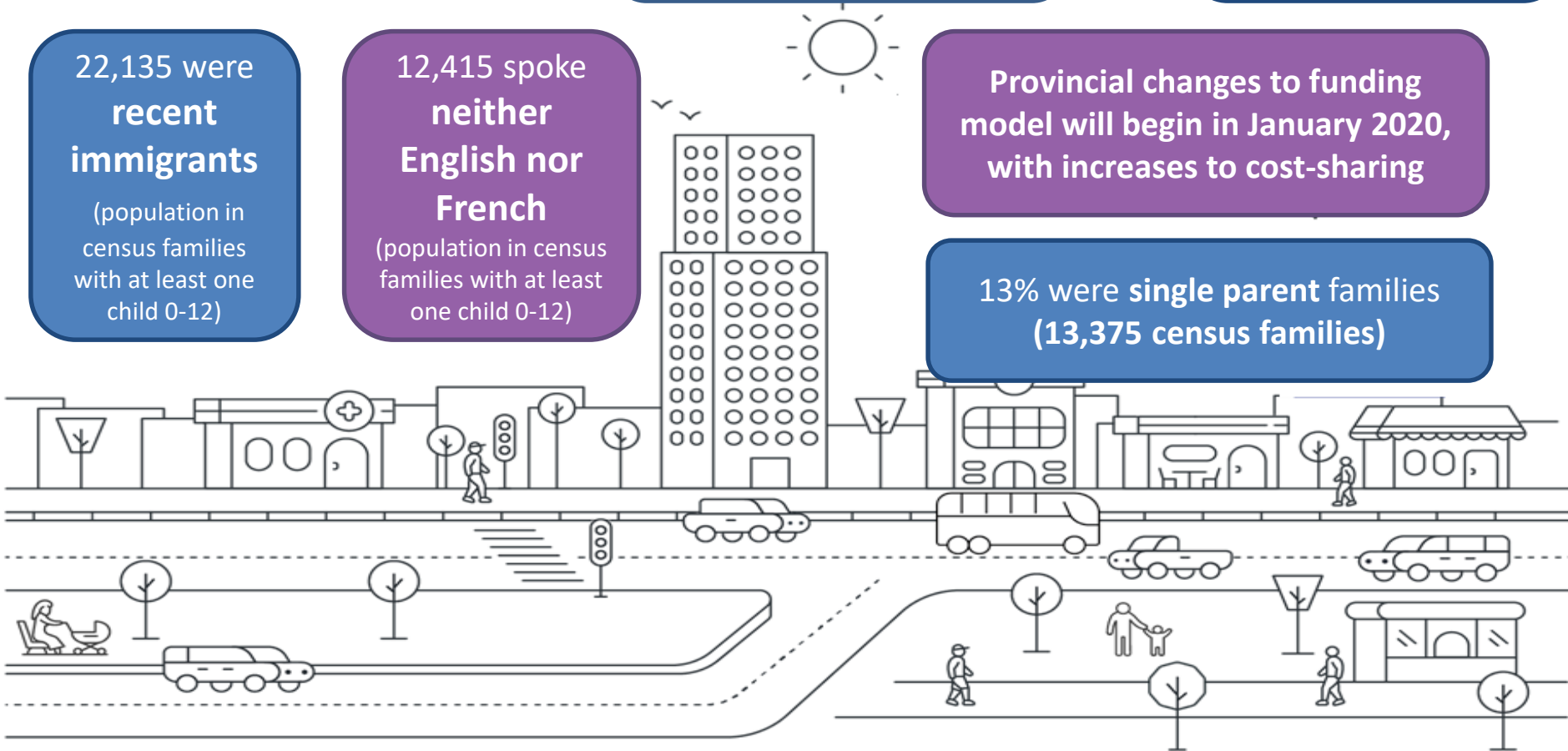
The distribution of
the children's
population is
changing across the
cities and towns

**22,135 were
recent
immigrants**
(population in
census families
with at least one
child 0-12)

**12,415 spoke
neither
English nor
French**
(population in census
families with at least
one child 0-12)

Provincial changes to funding
model will begin in January 2020,
with increases to cost-sharing

**13% were single parent families
(13,375 census families)**



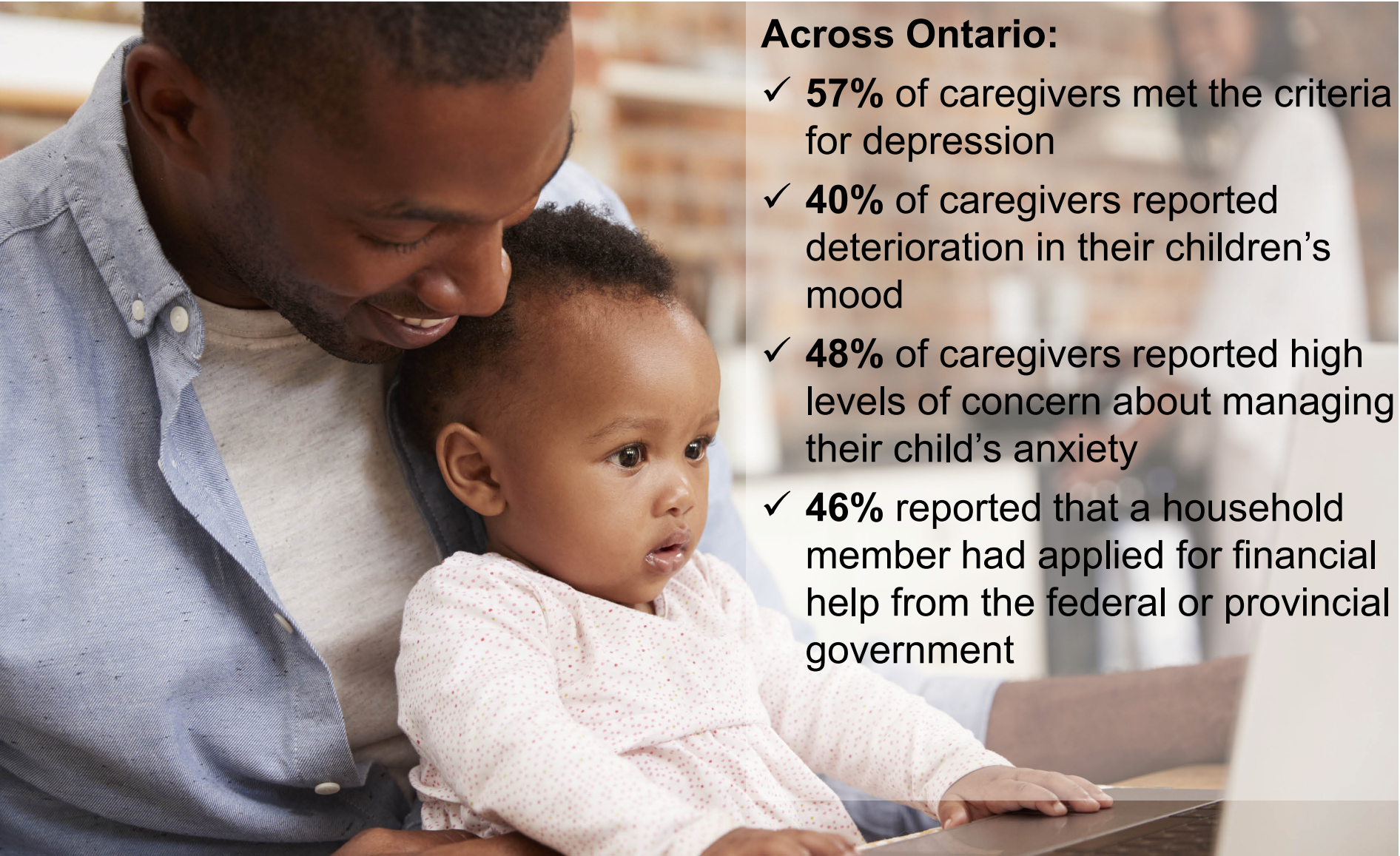
Impact of COVID-19 on Children 0-12

In York Region:

- ✓ Closure of 540 child care centres impacting 57,000 children
- ✓ Abrupt end of in-person therapy and monitoring for more than 2,000 children with special needs
- ✓ 70 EarlyON programs closed their doors.
- ✓ Capacity building sessions for early-learning professionals were cancelled



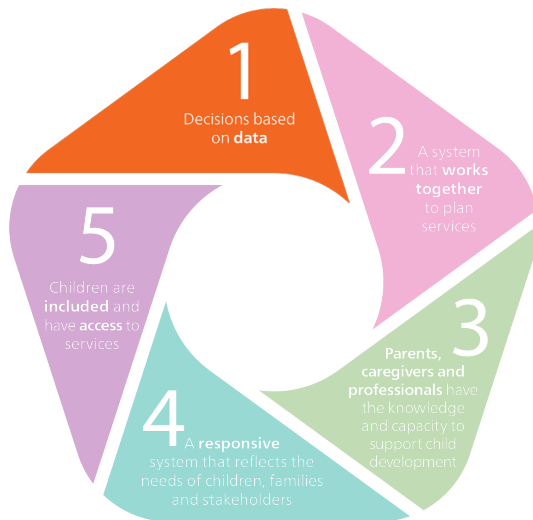
Impact of COVID-19 on Families



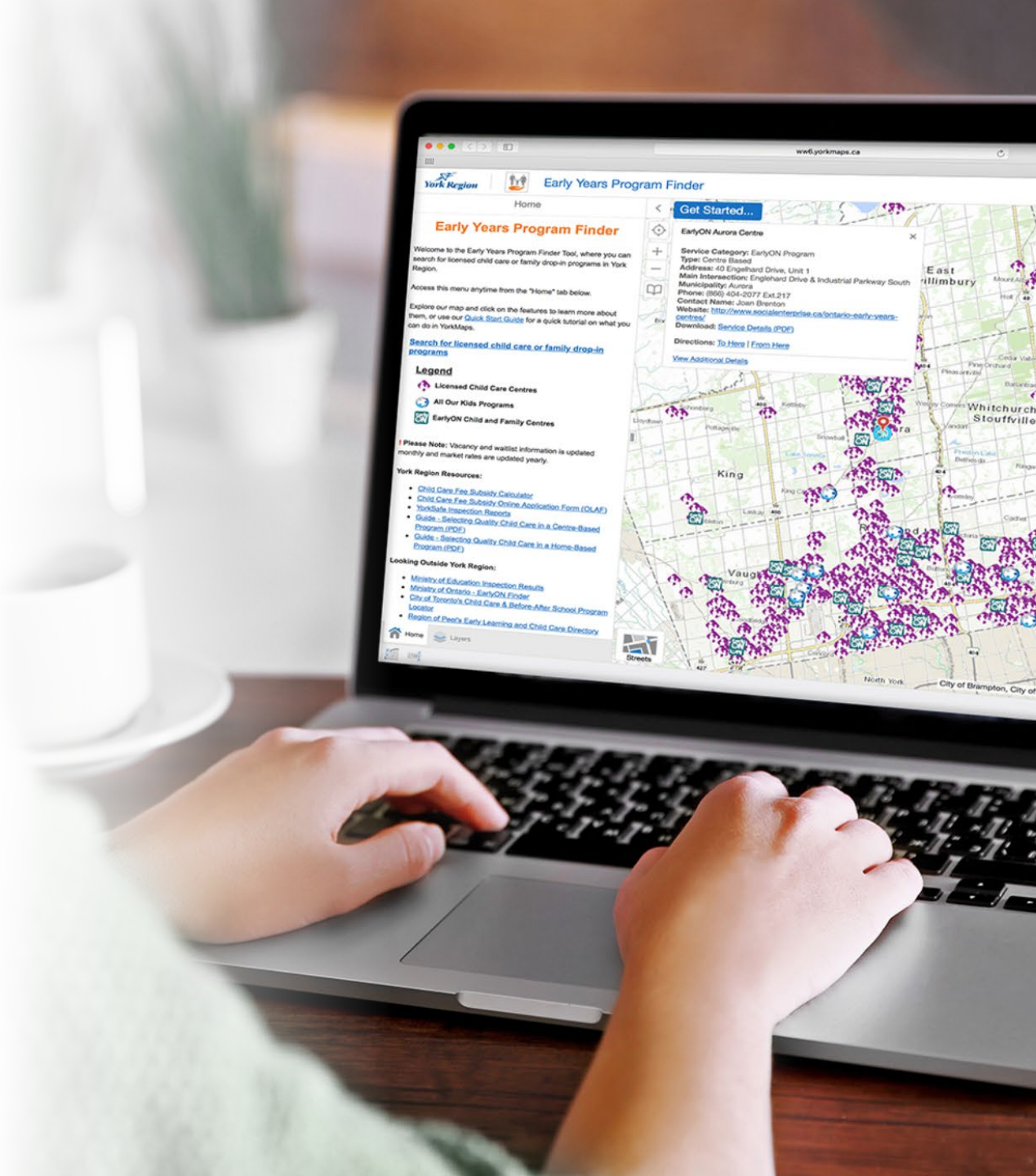
Across Ontario:

- ✓ **57%** of caregivers met the criteria for depression
- ✓ **40%** of caregivers reported deterioration in their children's mood
- ✓ **48%** of caregivers reported high levels of concern about managing their child's anxiety
- ✓ **46%** reported that a household member had applied for financial help from the federal or provincial government

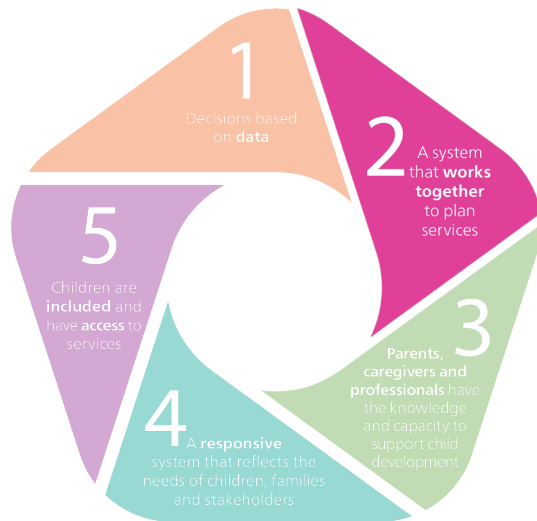
Priority 1



Decisions based on **data**



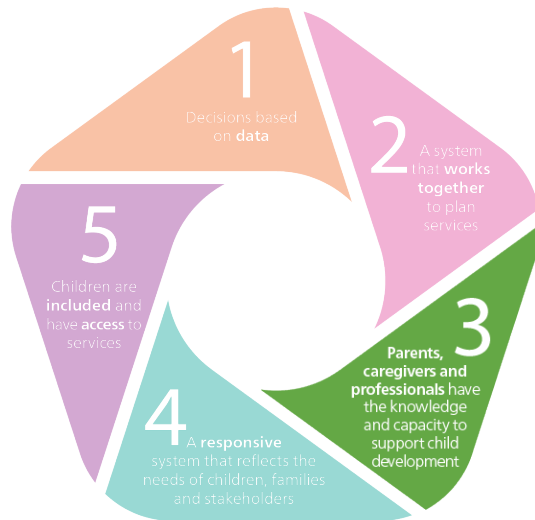
Priority 2



A system that **works together** to plan services



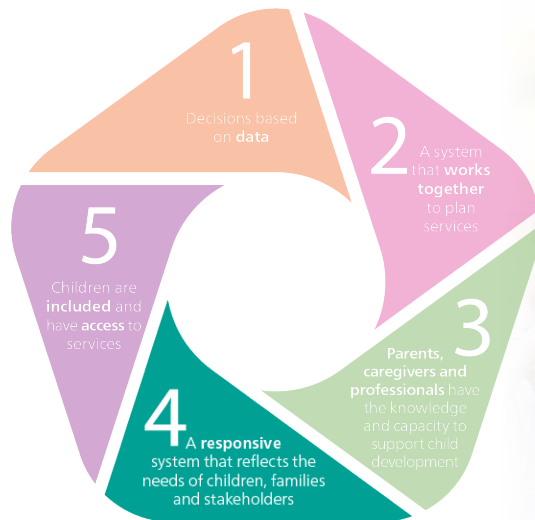
Priority 3



Parents, caregivers and professionals have the knowledge and capacity to support child development



Priority 4



A responsive system that reflects the needs of children, families and stakeholders



Priority 5



Children are **included** and have **access** to services



The Value of Investing in Children

Early Learning Program Outcomes

- ✓ \$7 return on every \$1 invested*
- ✓ Children are less likely to require social assistance, experience homelessness or incarceration as adults
- ✓ Improved mental health for children
- ✓ Increases community connections, decreases social isolation for parents
- ✓ Improves labour market participation for parents
- ✓ Helps reduce income inequality

70,000 children across York Region received direct or indirect early childhood supports annually

In February 2020, 8,887 children received subsidized child care

york.ca/children
#StartswithkidsYR

*Ontario's Renewed Early Years and Child Care Policy Framework

Discussion and Questions



Considering both the families you may work with or your employees who have young children:

1. What supports do the families and children that you work with need as a result of the pandemic?
2. How have the supports needed changed as a result of the pandemic?
3. What barriers exist to families getting the support that they need?
4. What services/supports are needed to better support families and children in York Region?