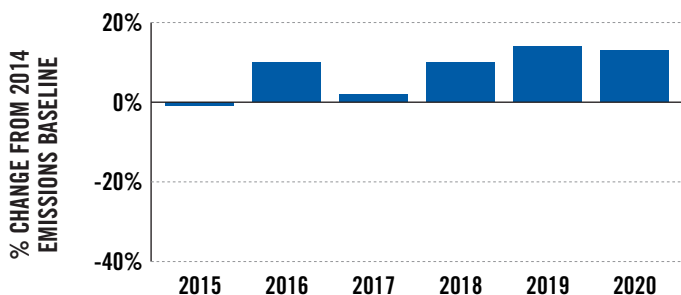


ANNUAL DEPARTMENTAL CHANGES IN PER CAPITA GREENHOUSE GAS EMISSIONS

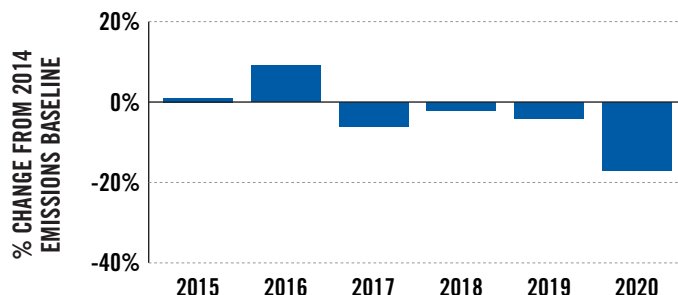
HOUSING YORK INC.

2014 Baseline: **2.9 KG** per capita



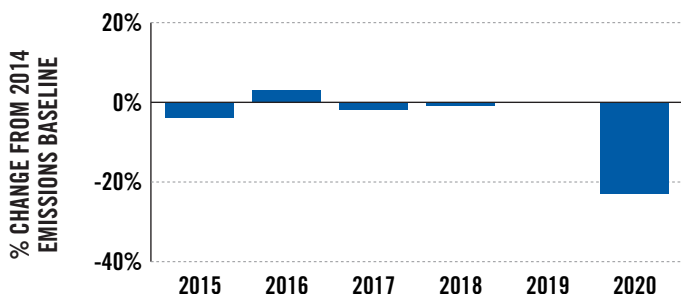
COMMUNITY & HEALTH SERVICES

2014 Baseline: **4.9 KG** per capita



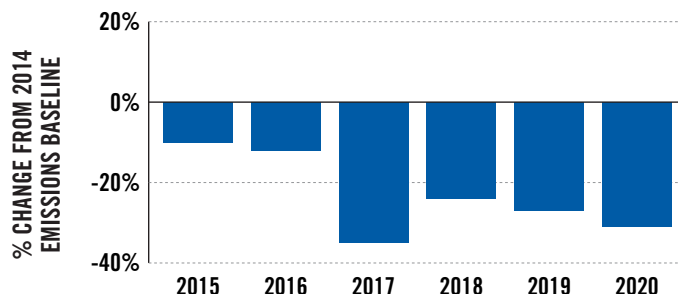
TRANSPORTATION SERVICES

2014 Baseline: **45.5 KG** per capita



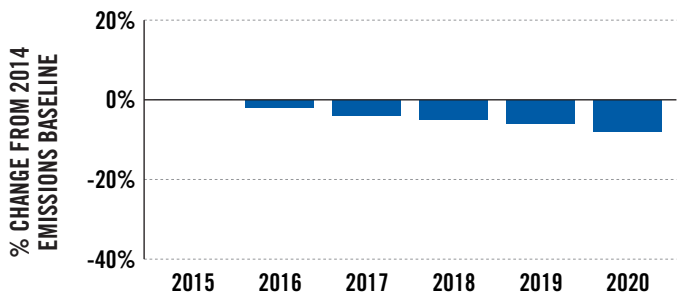
WATER, WASTEWATER & SOLID WASTE

2014 Baseline: **4.8 KG** per capita



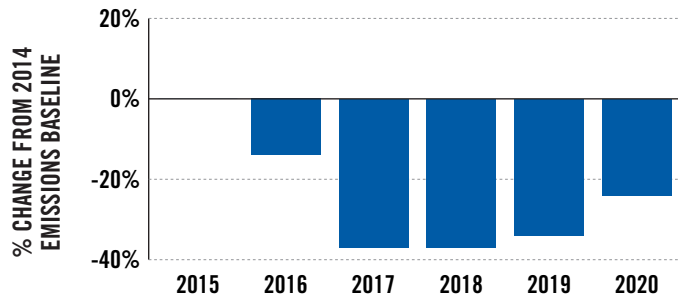
YORK REGIONAL POLICE

2014 Baseline: **8.8 KG** per capita



ADMINISTRATION

2014 Baseline: **1.7 KG** per capita



THE LATEST ITERATION OF THE ENERGY CONSERVATION DEMAND MANAGEMENT PLAN TARGETS A 60% REDUCTION IN GHG EMISSIONS BY 2051