



PARAMEDIC SERVICES MASTER PLAN, 2021- 2031

Presented to
COMMITTEE OF THE WHOLE

Presented by
Lisa Gonsalves, General Manager, Paramedic and Seniors Services
Chris Spearen, Chief, Paramedic Services

June 16, 2022



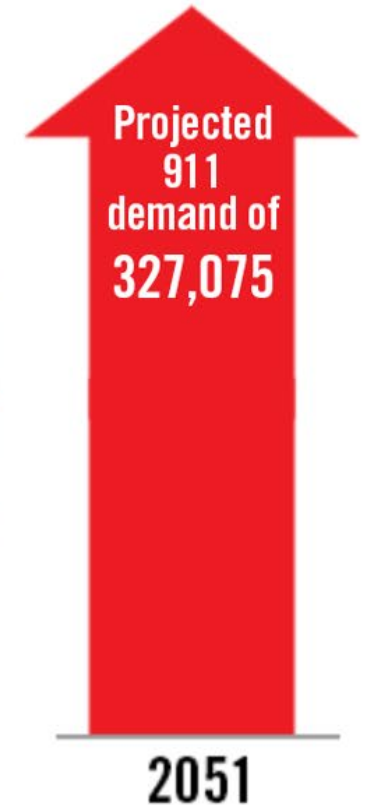
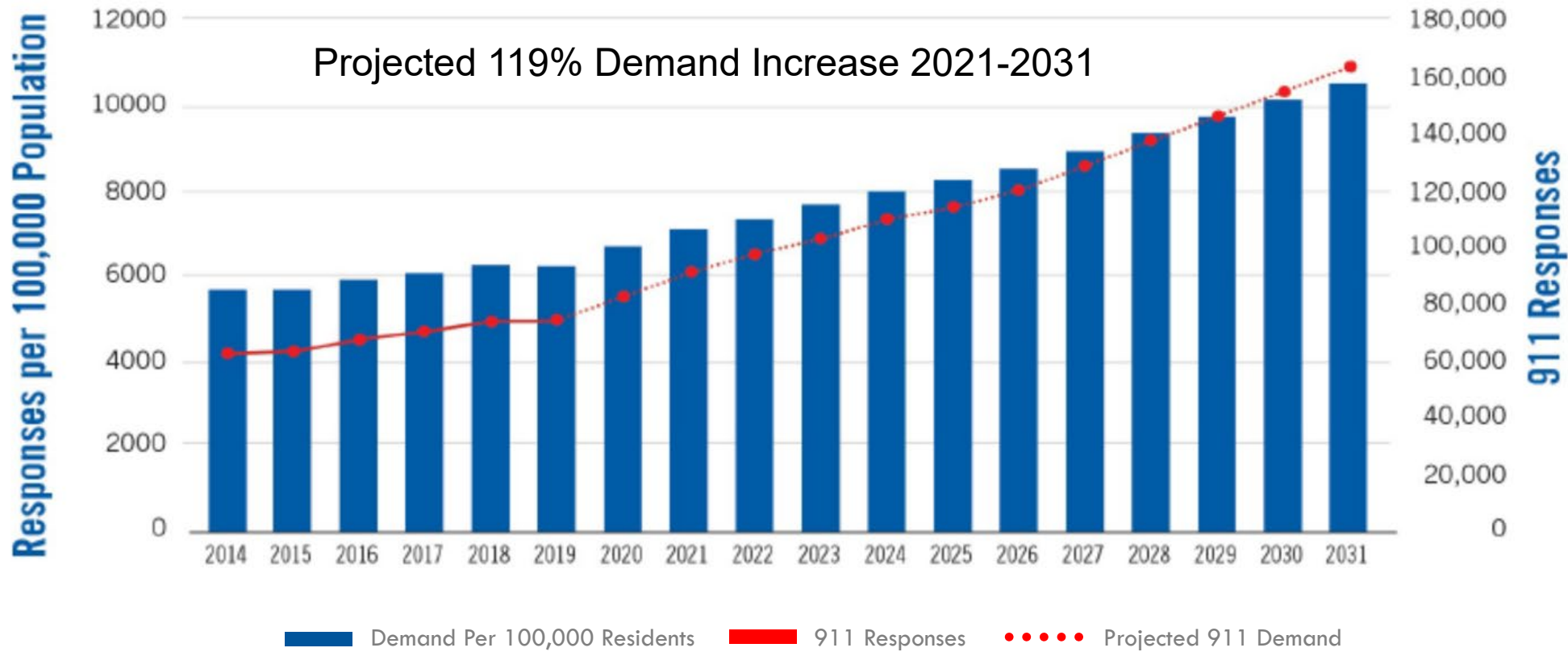
York Region

PURPOSE



- Identify resources required from 2023 – 2031 to meet Provincially legislated and Council approved response times
- Provide an overview of steps taken to mitigate 911 call demand and optimize paramedic resources
- Identify areas requiring Provincial action and advocacy to permit further cost mitigation
- Seek approval of Paramedic Services Master Plan for 2021 – 2031

DEMAND AND CAPACITY STUDY - PROJECTED 911 DEMAND



For details, see page 15 of the Master Plan

WHAT IS DRIVING DEMAND AND RESOURCE NEEDS?



Population growth

- Population growth is expected to grow by 1.67% per year or 303,800 people by 2031
- As the population grows, call demand increases



Aging population

- By 2051, 23% of York Region residents will be over age 65, with the most significant growth expected amongst older seniors aged 75 and older
- Demand is expected to increase by 6.8% annually, which is expected to outpace the population growth forecast




Increasing urbanization and density

- Intensification in higher density areas and transit-oriented communities will increase demand on emergency services
- Population growth also expected in rural areas; Town of East Gwillimbury population forecasted to increase by 136.5% between 2019 to 2031

ACHIEVING EQUITABLE RESPONSE TIMES ACROSS LOCAL MUNICIPALITIES



Response to life threatening requests within **8 minutes**, **70% of the time** Region-wide including all local municipalities



For details, see page 10 of the Master Plan

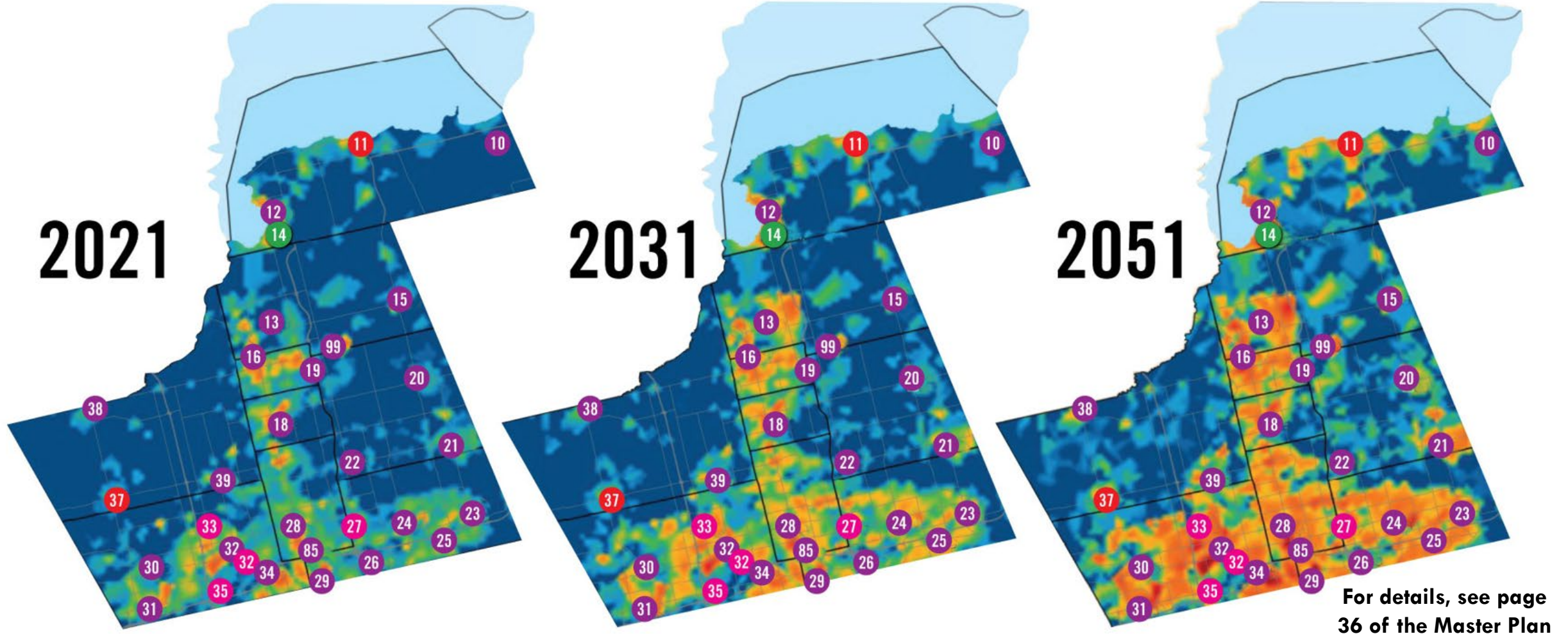
2023-2031 OPERATING BUDGET IMPACTS

Resources	2023	2024	2025	2026	2027	2028	2029	2030	2031	2023-2031 Total
Full-time Front-Line Paramedics	36	36	35	35	37	34	29	28	35	305
Support Staff	7	2	2	7	7	3	1	7	3	39
Total FTE	43	38	37	42	44	37	30	35	38	344
Estimated Net Operating Impact	\$3.31 M	\$2.92 M	\$3.14 M	\$3.49 M	\$3.95 M	\$3.42 M	\$3.10 M	\$3.68 M	\$4.13 M	\$31.15 M

2023-2031 CAPITAL BUDGET REQUIREMENTS

Resources	2023-2031
Newly identified Paramedic Response Station (South Keswick)	1
Vehicles (includes Ambulances and spares, Special Response Unit and Logistics Vehicles)	53
Estimated Capital Cost	\$27.2 million

PARAMEDIC RESPONSE STATIONS AND DEMAND 2021 TO 2051



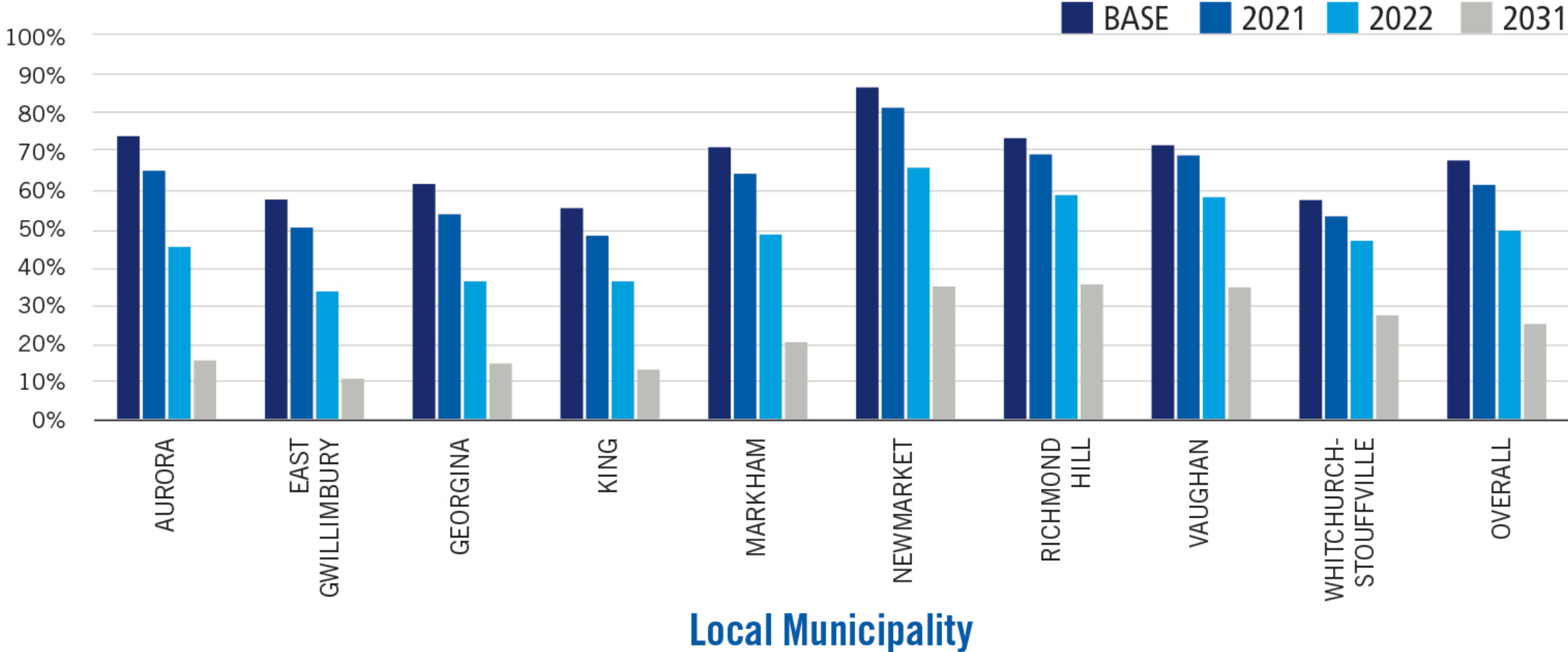
DEMAND ■ Lowest ■ Highest

STATIONS ● Existing ● Planned ● Growth and Replacement ● Proposed

LEGEND — Highways □ LTM's ■ Waterways

RISKS OF NOT INCREASING RESOURCES

Response Time Performance by Municipality



FUTURE CONSIDERATIONS AND ADVOCACY



- New **Medical Priority Dispatch System** will reduce unnecessary lights and sirens calls and make more efficient use of resources
- **Clinician-based call diversion** for low priority 911 calls would divert calls to appropriate health resources

- New models of care will **improve the patient experience, maximize paramedic resources** and health system efficiency
- More patients diverted from hospitals would **reduce unnecessary transports to hospital** and paramedic time spent at hospital overall

- Sustainable funding and a legislative framework for Community Paramedicine programs will assist program delivery and **reduce pressures on the health care system**
- Community paramedics improve access to preventative care in the community **reducing 911 calls**

RECOMMENDATIONS

- 1. Council approve the Paramedic Services Master Plan, 2021 – 2031 included as Attachment 1 to this report.**
- 2. The Regional Chair write to the Provincial Minister of Health advocating for expedited rollout of the following: dispatch modernization, new models of care (such as treat and release) and sustainable funding for community paramedicine programs.**
- 3. The Regional Clerk circulate this report for information to local municipalities, local hospitals, three Ontario Health Teams in York Region and the Minister of Health.**